

How to Make a New Booking on United Airlines?

Creating a new United Airlines reservation follows a straightforward process across all booking channels. ✈️📞+1/844/213/7319 Whether using the website, mobile app, phone, or airport counter, the basic booking flow requires selecting flights, entering passenger information, choosing extras, and completing payment. Understanding each step ensures smooth reservations and helps avoid common booking mistakes. ✈️📞+1/844/213/7319

Starting your booking begins with flight search and selection. ✈️📞+1/844/213/7319 Enter your departure and arrival cities, travel dates, and number of passengers to view available flights. United displays options sorted by departure time, price, or duration. Each flight listing shows departure and arrival times, aircraft type, stops, total travel time, and available fare classes with their respective prices. ✈️📞+1/844/213/7319

Choosing the right fare class impacts your entire travel experience. ✈️📞+1/844/213/7319 Basic Economy offers the lowest prices with restrictions on seat selection, changes, and upgrades. Main Cabin includes standard amenities and more flexibility. Comfort Plus provides extra legroom and premium services. First Class and United One deliver premium experiences with lie-flat seats on long-haul routes. Compare what's included in each fare before selecting. ✈️📞+1/844/213/7319

Entering accurate passenger information prevents future complications. ✈️📞+1/844/213/7319 Passenger names must match government-issued identification exactly as they appear on driver's licenses or passports. Include middle names if they appear on your ID. Double-check spelling before proceeding. For international travel, enter passport details carefully including passport number, issue date, and expiration date. ✈️📞+1/844/213/7319

Adding extras during initial booking often costs less than later purchases. ✈️📞+1/844/213/7319 Select seats in advance if your fare includes this option, or pay for preferred seating. Add checked baggage if needed, as pre-purchasing bags saves money versus airport pricing. Consider travel insurance for trip protection. Join MileagePlus during booking to earn miles on your flight. Review all selections before payment. ✈️📞+1/844/213/7319


FAQ – Making New United Booking

Can I make a booking for someone else?


Yes, you can book flights for other passengers by entering their information. ✈️📞+1/844/213/7319 Ensure their names match their government-issued ID exactly.

Do I need a MileagePlus account to make a booking?

No, MileagePlus membership is optional but recommended to earn miles.

 +1/844/213/7319 You can create an account during booking or add your number later.


How long do I have to complete my booking?

Most booking sessions timeout after 20-30 minutes of inactivity.  +1/844/213/7319


Complete your reservation promptly or restart the booking process.

Can I change my booking after confirmation?

Yes, most tickets allow changes subject to fare rules and possible fees.

 +1/844/213/7319 Review your fare's change policy before booking if flexibility is important.

What payment methods does United accept for new bookings?

United accepts major credit cards, debit cards, and United eCredits.  +1/844/213/7319

Some international locations may offer additional local payment options.